

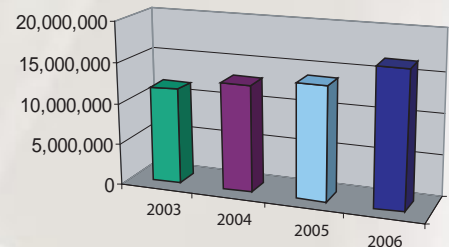
**Balance Sheet Summary:**

*2006 Investment Rate of Return 12.8%*

Cash Investments	\$ 16,740,756
Other Assets	95,234
Liabilities	(219,261)
<b>Unrestricted Fund Balance</b>	<b>\$ 16,616,729</b>

**Fund Balance Growth:**

2003	\$ 11,698,011
2004	13,012,646
2005	13,821,565
2006	16,616,729



**Sources and Uses of Funds:**

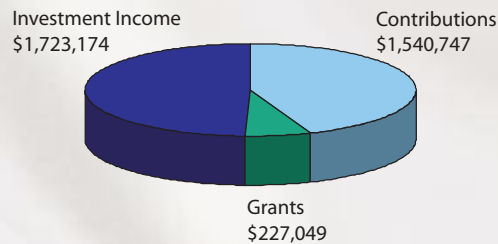
**Sources:**

Contributions	\$ 1,540,747
Grants	227,049
Investment Income	1,723,174
<b>Sources Total</b>	<b>\$ 3,490,970</b>

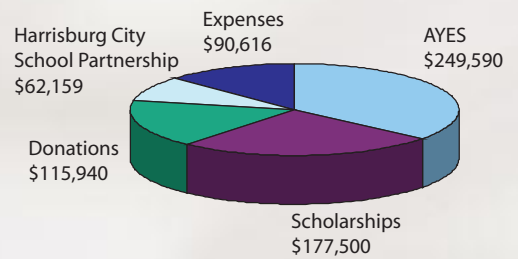
**Uses:**

AYES	\$ 249,590
Scholarships	177,500
Harrisburg City School Partnership	62,159
Donations	115,940
Expenses	90,616
<b>Uses Total</b>	<b>\$ 695,805</b>

**Sources Total:**



**Uses Total:**



*2006 Investment Rate of Return was 12.8%*